


ISOLATION TRANSFORMERS

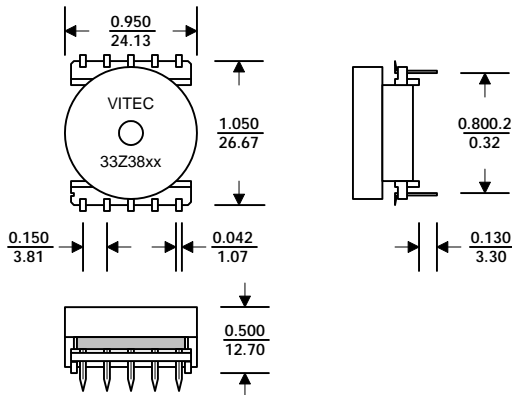
HDSL Interface

FEATURES

- Designed for HDSL telecom applications.
- Products matched to leading transceiver ICs.
- Designed to meet ANSI and ETSI standards.
- Dielectric test voltage: 1500 Vrms minimum.
- SMD and THT packages available.

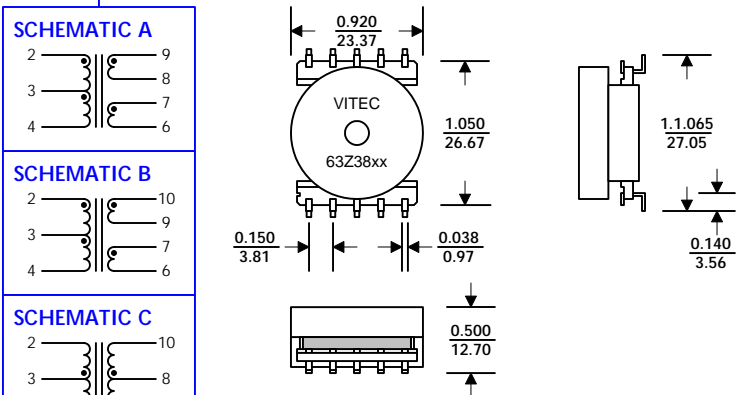


PACKAGE (THT)



Drawing NOT to Scale. Dimensions Inches/mm. +/- 0.005/0.127 Unless noted.

PACKAGE (SMD)



Drawing NOT to Scale. Dimensions Inches/mm. +/- 0.005/0.127 Unless noted.

ELECTRICAL CHARACTERISTICS @ 25°C

Part Number & Schematic		Turns Ratio	OCL Line Side	DC (I) Capability	LL	Dielectric Strength	DCR Line side	DCR Chip side	Return Loss			Longitudinal Balance @135 Ohm	THD ⁽⁴⁾ @135 Ohm				
									Chip Side	mH	mA			uH	Vrms	Ohm	Ohms
THT	SMD	Type	+/- 3%	NOM	NOM	MAX	MIN	MAX	MAX	MAX	MAX	MAX	MAX	MAX	MAX	TYP	TYP
33Z3816	63Z6316	A	2CT:1:1	3.00 +/--6%	160	16	1500	2.2 (6-7),(8-9)	4.4	4	20	--	55 @196KHz	-75 @200KHz			
33Z3817	63Z6317	A	2CT:1:1	2.00 +/--6%	160	16	1500	2.2 (6-7),(8-9)	4.4	4	--	16.5	55 @292KHz	-75 @200KHz			
33Z3821	63Z6321	C	1CT:1.8CT	2.75 +/--6%	75	--	2000	3.0	3.2	--	20	--	50 @5-196KHz	-75 @5KHz			
33Z3822	63Z6322	B	1CT:1.8SCT	2.06 +/--6%	75	--	2500	2.0	2.0	--	--	16.5	50 @5-196KHz	-75 @5KHz			
33Z3823	63Z6323	A	1CT:1:1	3.00 +/--6%	70	8	1500	2.2 (6-7),(8-9)	2.2	4	20	--	55 @196KHz	-75 @200KHz			
33Z3824	63Z6324	A	1CT:1:1	2.00 +/--6%	70	8	1500	2.2 (6-7),(8-9)	2.2	4	--	16.5	55 @292KHz	-75 @200KHz			
33Z3825	63Z6325	A	1CT:1:1	3.50 +/--10%	70	12	1500	2.2	2.2	--	--	16.5 ⁽³⁾	55 @104KHz	-70 @104KHz			
33Z3826	63Z6326	A	1CT:1:1	5.00 +/--10%	70	12	1500	2.5	2.5	--	16.5 ⁽²⁾	--	55 @72KHz	-70 @80KHz			
33Z3827	63Z6327	A	1CT:1:1	8.00 +/--10%	70	16	1500	3.0	3.0	16.5 ⁽¹⁾	--	--	55 @40KHz	-70 @40KHz			

- Notes:
- (1) Tested @ 9-40 KHz
 - (2) Tested @ 20-80 KHz
 - (3) Tested @ 33-110 KHz
 - (4) Tested @ 6V p-p