


TRANSFORMERS IN SMD OR DIP PACKAGES

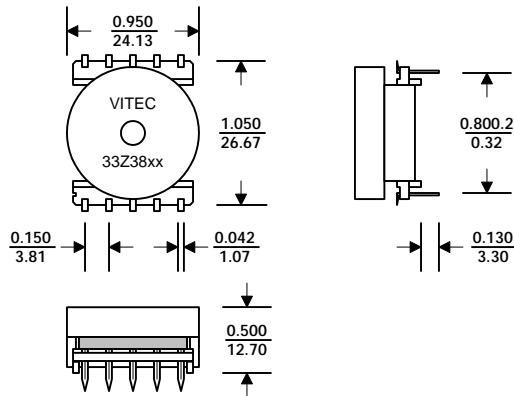
ADSL & RADSL applications

FEATURES

- Designed to meet or exceed standards for ANSI and ETSI.
- Products matched to leading transceiver ICs.
- Dielectric test voltage: 3000 Vrms minimum.

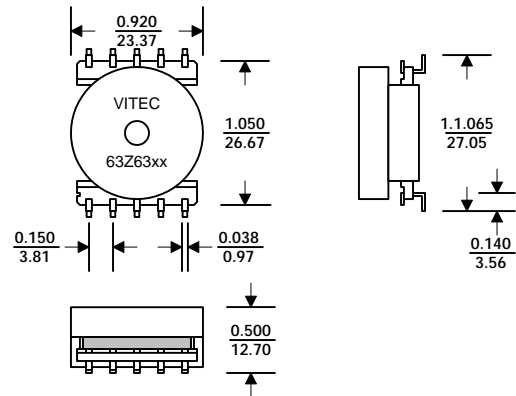


PACKAGE THT



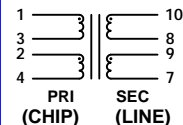
Drawing NOT to Scale. Dimensions Inches/mm. +/- 0.005/0.127 Unless noted.

PACKAGE SMD



Drawing NOT to Scale. Dimensions Inches/mm. +/- 0.005/0.127 Unless noted.

SCHEMATIC



ELECTRICAL CHARACTERISTICS @ 25°C

Part Number		Turns Ratio	Lp*	LL	Cc	DCR	Dielectric Strength	Insertion Loss	Longitudinal Balance
THT	SMD	Ratio	uH +/- 10%	uH	pF	Ohms	Vrms	dB	dB
		+/- 5%	MIN	MAX	MAX	MAX	MIN	MAX	TYP
33Z3837	63Z6337	1.4:1.4:1:1	940	10	--	1.20	3000	3	62
33Z3838	63Z6338	1:1:1:1	410	10	--	0.80	3000	3	62

Notes: * Test pin 1-4 with pin 2-3 shorted