

100A Voltage-Output Current Transformer

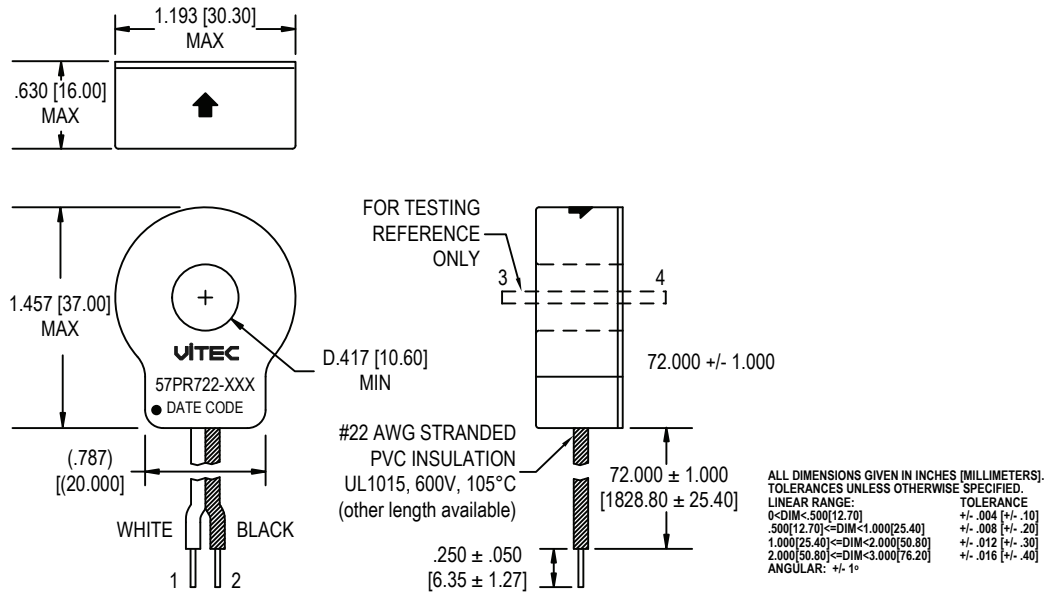
ExaCT™ 57PR722 Series

FEATURES:

- Transform electrical current to voltage compatible device.
- Encapsulated secondary coil with no exposed metal.
- Frequency of Operations: 50/60Hz
- Primary Current Range: 5A_{RMS} ~ 120A_{RMS}
- Output Voltages: at Primary Current Range
- High Accuracy Specified < ± 0.5%
- Low Phase Shift Specified < 0.5°
- Operating Temperature Range: -40°C ~ 85°C
- Sensing Aperture: Φ 0.417 [10.60] for Insulated Primary
- Materials meet Flammability Requirements of UL94V-0
- Manufactured with UL Recognized Materials meet Class A (105°C) Insulation System



MECHANICAL



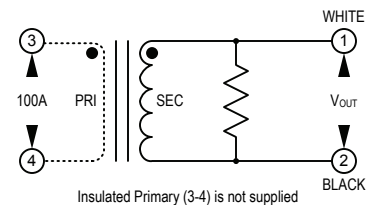
ELECTRICAL CHARACTERISTICS @ 25°C

Vitec Part Number	Rated Current (3-4)	V _{OUT} @ Rated Current (1-2)	Current to Voltage Conversion Error (1-2)		Phase Shift (1-2)		Dielectric Strength Voltage
			mV/A	Degrees			
RoHS	A _{RMS}	V _{RMS}					V _{RMS}
	-	-	5A _{RMS} , 50Hz	120A _{RMS} , 50Hz	5A _{RMS} , 50Hz	120A _{RMS} , 50Hz	50/60Hz, 2SEC
57PR722-022	100	0.2250	2.250 ± 0.5%		0.50 MAX		3,750 MIN
57PR722-033	100	0.3333	3.333 ± 0.5%		0.50 MAX		3,750 MIN
57PR722-100	100	1.0000	10.000 ± 0.5%		0.50 MAX		3,750 MIN

Notes:

High Potential Testing (Dielectric Strength Voltage Test) is done by using a metal rod (.417 [10.60] in diameter) inserted through case-center-hole as primary winding

SCHEMATICS

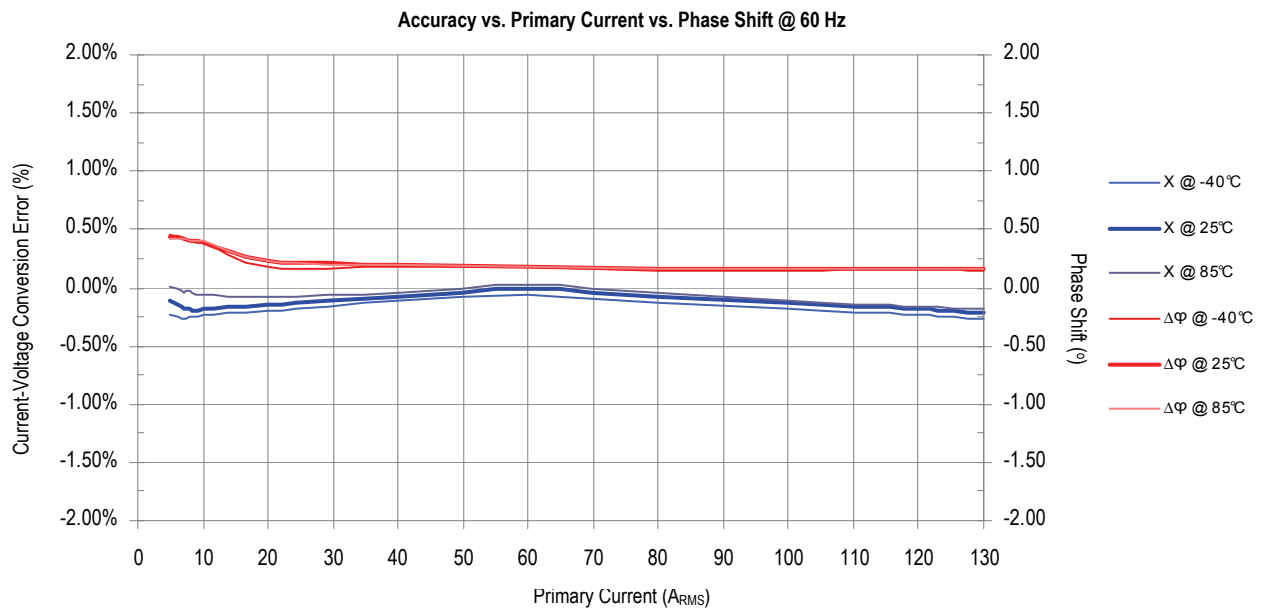
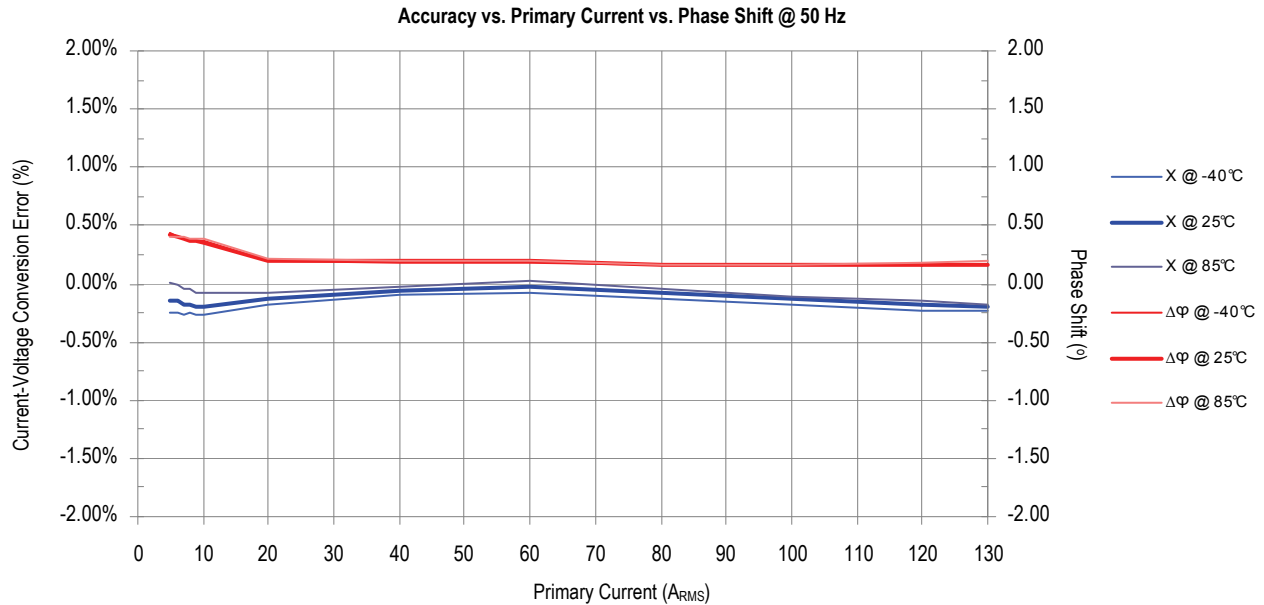


This drawing is the property of Vitec Electronics Corp to supply preliminary information only. It is not a controlled document and it is subject to change without prior notice. Duplication of all or any part of this drawing is prohibited.

100A Voltage-Output Current Transformer

ExaCT™ 57PR722 Series

57PR722-022 Primary Input Currents Vs. Secondary Output Voltages Performance Graphs



APPLICATIONS:

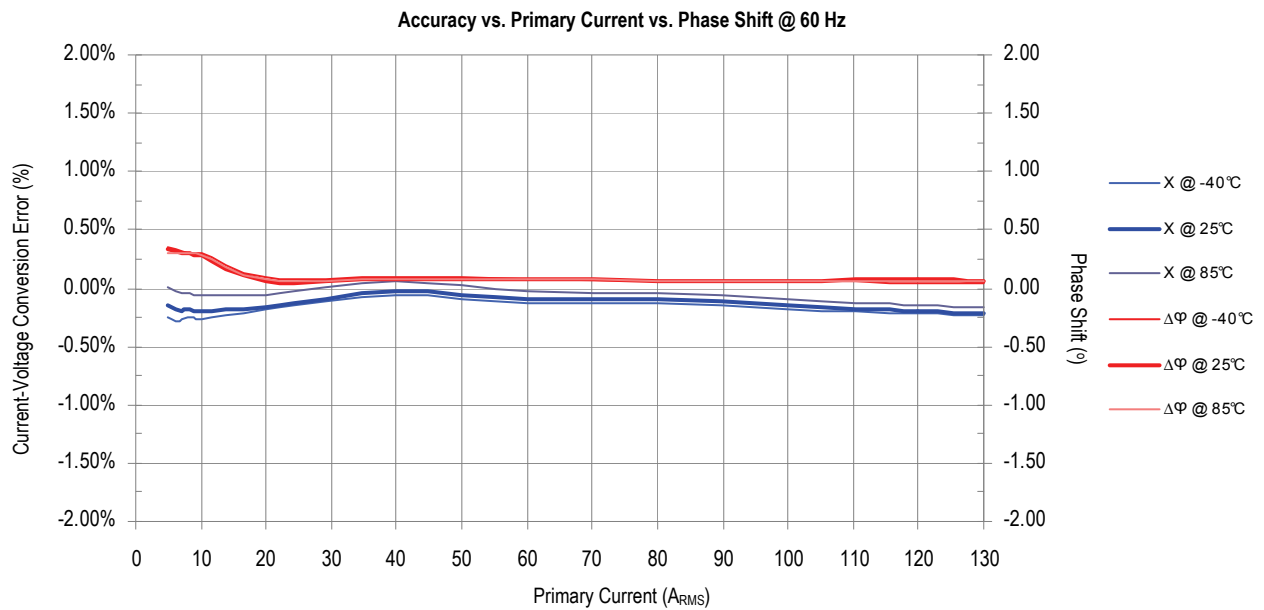
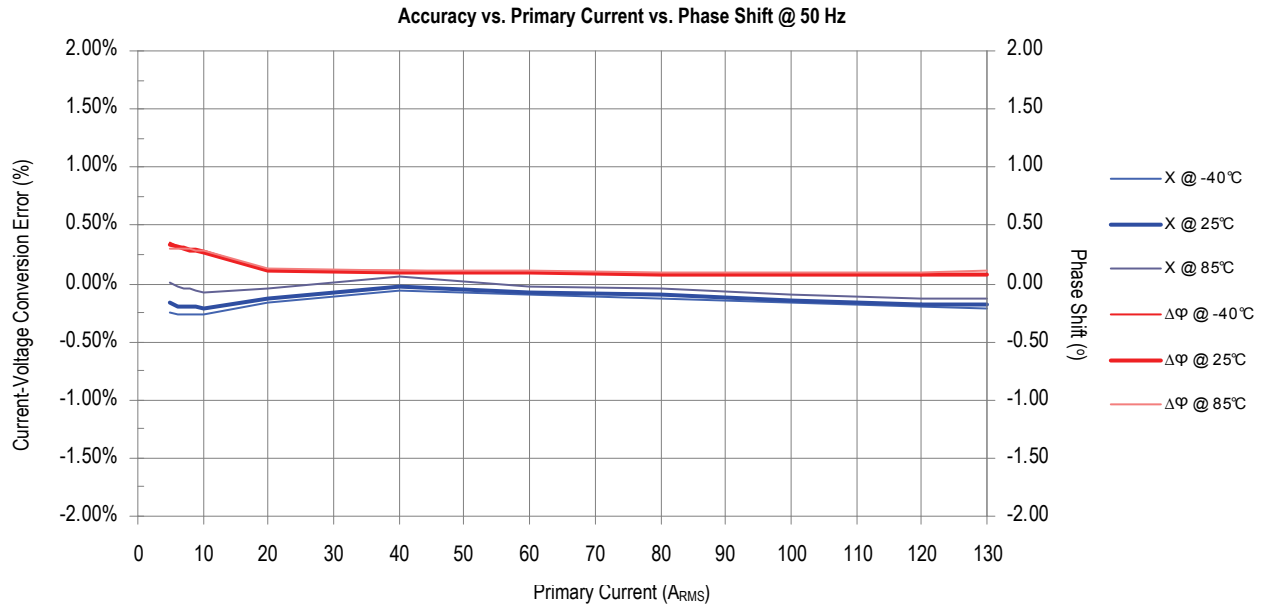
- Branch Circuit Monitoring Systems
- Energy Meter and Sub-meters
- Data Acquisition and Recording Systems
- Energy Distribution Management Systems
- Alternative Energy Monitoring Systems
- Power Conditioning Systems
- Power Distribution Units
- Process Controls
- Portable Instruments
- Distributed Measurement Systems

This drawing is the property of Vitec Electronics Corp to supply preliminary information only. It is not a controlled document and it is subject to change without prior notice. Duplication of all or any part of this drawing is prohibited.

100A Voltage-Output Current Transformer

ExaCT™ 57PR722 Series

57PR722-033 Primary Input Currents Vs. Secondary Output Voltages Performance Graphs



SAFETY:

- Reference IEC 61010-1 Standards -

- Basic Insulation: 600VAC between PRI and SEC
- Reinforced Insulation: 300VAC between PRI and SEC
- Overvoltage Category: III

- Pollution Degree: 2
- Operating Altitude: 3,000m
- Dielectric Strength Voltage: 3,750V_{RMS} between PRI and SEC



DANGER

Visit www.viteccorp.com/ExaCT/safety.htm



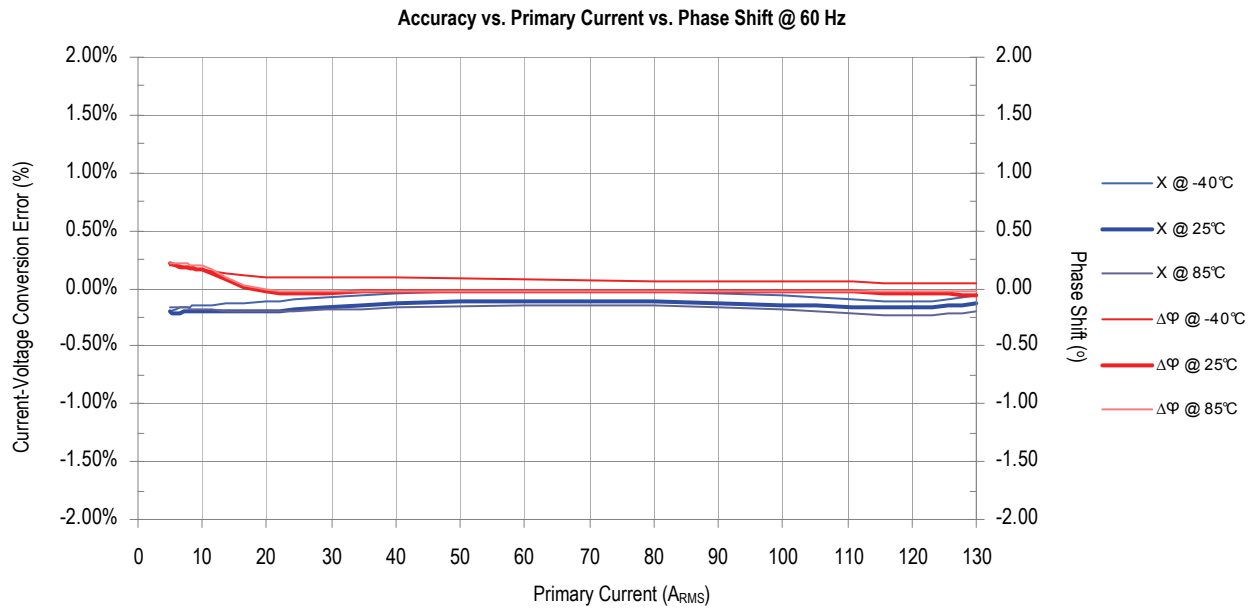
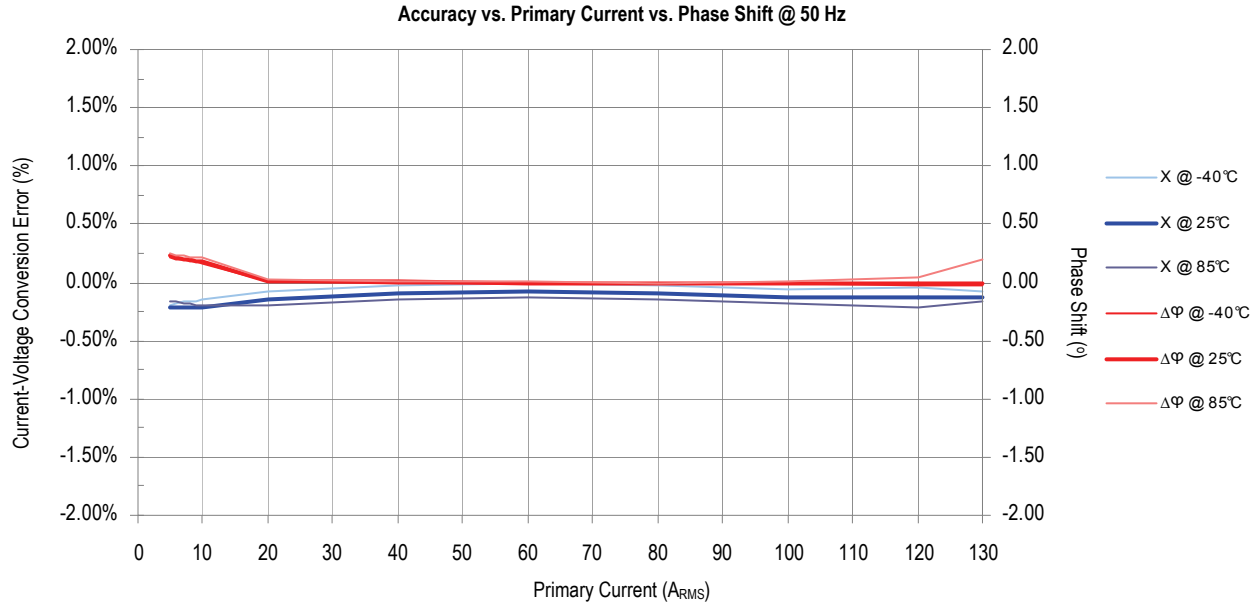
HAZARD OF
ELECTRIC SHOCK

This drawing is the property of Vitec Electronics Corp to supply preliminary information only. It is not a controlled document and it is subject to change without prior notice. Duplication of all or any part of this drawing is prohibited.

100A Voltage-Output Current Transformer

ExaCT™ 57PR722 Series

57PR722-100 Primary Input Currents Vs. Secondary Output Voltages Performance Graphs



CONTACT US

USA

VITEC ELECTRONICS CORPORATION
6213 El Camino Real
Carlsbad, CA 92009
U.S.A.

TEL: +1 (760) 918-8831
FAX: +1 (760) 918-8840

ASIA

SHANGHAI VITEC ELECTRONICS CO., LTD.
3369 He Chuan Road
Min Hang District, Shanghai, 201103
China

TEL: +86 (21) 6446-4828
FAX: +86 (21) 6446-4865

This drawing is the property of Vitec Electronics Corp to supply preliminary information only. It is not a controlled document and it is subject to change without prior notice. Duplication of all or any part of this drawing is prohibited.